



SPECIAL SERVICES GROUP OF INSPECTION

Level - 1		Level - 2		Level - 3
AQ Level - 1	AQ Level - 1.5	AQ Level - 2	AQ Level 2.5	AQ Level - 4
IPC		DUPRO	PSRI	FRI
Environment of inspection		Poor	Reasonable	Good

Inspection Date/Day: 9 - 8 - 17 / Wednesday	Report Date/Day: 10 - 8 - 17 / Thursday	Customer Name: IXN
Supplier Name & Add: E.T.C	Place of Inspection: Sialkot Pakistan	Merchandise Product Name:
Art works Design & Size: Already approved by customer	Packing Box Quality: Already approved by customer	Label Design & Size: Already approved by customer
Form "E" No Not Available	Expected Delivery Date: 9 - 8 - 17 / Saturday	Invoice # : / 364 / 17

Style Name:	STROKER SM 210301		
P.O. #:	589 - 1752 - 1		
Color:	Brown / 6001		
Total Quantity:	312 Pieces.		
Inspection Quantity:	50 Pieces		
Available Quantity	100 %		
Proved Sample Available	NO		
Total Box Quantity:	39 - Boxes		
In Box Packed Quantity	100 %		
Each Box Packed Quantity	8 Pieces		
Poly Bag Packed Quantity	100 %		
Un Pack Quantity:	00 %		
Inspected Box#:	1, 8, 11, 14, 18, 25, 28, 32, 37, 39		

Over all Inspection Result Summary

	Minor	Major				
Found	7	7				
Pass margin	4	3				
Inspected	50					
Result	Recheck					

SUMMARY:

On behalf of ETC We have done Final Random Inspection at level 2 over 2.5 AQ level for **STROKER (IXN)**. We found multiple errors from this style that were not in AQ level. it should be recheck very carefully, Otherwise you can face problems from your customer. All of images are attach in next pages related to this inspection.

Note: This report is prepared based on randomly chosen quantity samples from this shipment.

Representative of company.	MR. X.Y.Z
----------------------------	-----------



SPECIAL SERVICES GROUP OF INSPECTION INSPECTION TABLE

[illegible]



SPECIAL SERVICES GROUP OF INSPECTION

MULTYPEL ERRORS Comments.

Pattern	Minor	Major	Comments
			Okay

Materials

			Okay

Cutting

3.5cm front sleeve joint.	1		Pay attention
2.5cm front sleeve joint.	1		
Cut mark.		1	

Art Works

			Reasonable

Stitching

diffrence of Jacket hangers.	1		Pay attention
Missed joint stitch.		1	
broken stitch.		3	

Initial Checking / Line Checking.

Poor maching.		1	Pay attention
Poor workmanship.	1		

Internal Q.C

			Reasonable

Makeup

Poor cleaning.	2	1	Pay attention

Packing

Use poor packing card.	1		Reasonable



Shipment is ready for inspection. **Style / STROKER** This person is opening the box for inspection.




This person is opening the box for inspection. **Style / STROKER** Internal packing is like this.



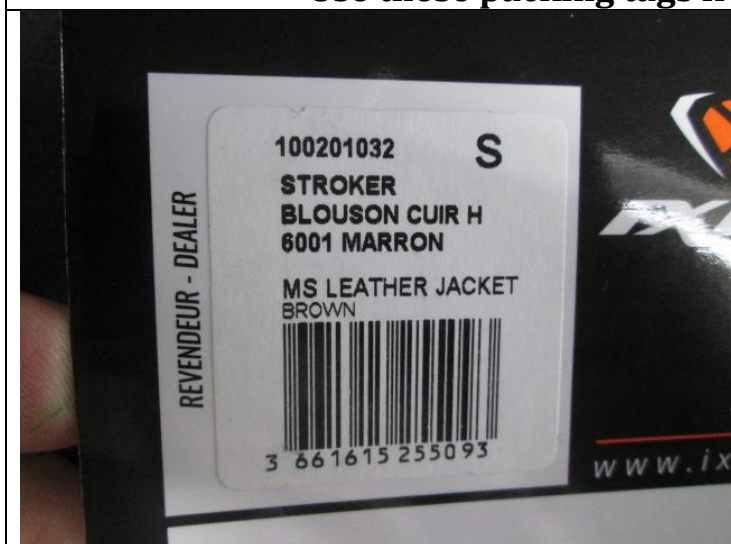
From front and back sides. **Style / STROKER**



Use these packing tags. [Style / STROKER](#)



Use these packing tags from internal side. [Style / STROKER](#)





Use barcode sticker on packing tag. [Style / STROKER](#)



Use this screen on lining. **Style / STROKER** Use this button & zip slider on front.



Sleeves Cuff. **Style / STROKER**




Style / STROKER Use company name in embosing.



Style / STROKER Use de attachabel lining.



Style / STROKER Use packing tag in lining pocket.



Use long zip.

Style / STROKER

Use pocket in lining.



Use protector pocket on shoulder. **Style / STROKER 3.5cm front sleeve joint.**



Style / STROKER 2.5cm front sleeve joint.



You can see difference of Jacket hangers. Style / STROKER Pocket mouth is almost okay.



Style / STROKER (Poor cleaning) Here is chalk marking stain.



(Poor cleaning) Here is glue stain. Style / STROKER Poor machining in both sleeves.



Poor workmanship. Style / STROKER Some time 6 and some time 3 silica gel.



Like this one. **Style / STROKER** You can see missed joint stitch.



Cut mark in front bottom. Style / STROKER Front pocket broken stitch.



Style / STROKER Front pocket broken stitches.



Poor packing tag used. Style / STROKER Inspection is going on.